

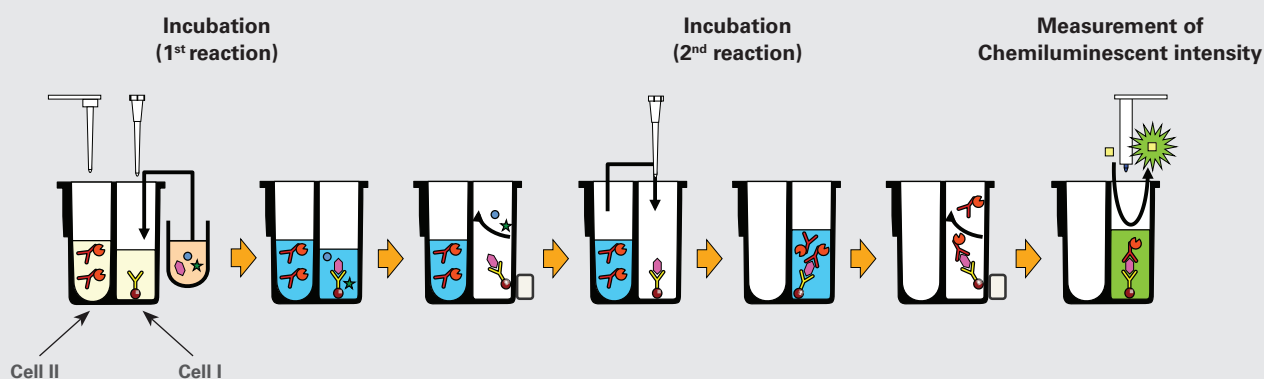
The Tosoh CL AIA-PACK[®] twin cup

How does it work?

The CL AIA-PACK twin cup contains all ingredients that are needed for a complete immunoassay reaction in a lyophilised form. The first cell contains antibody-coated microparticles, the second cell the conjugate.

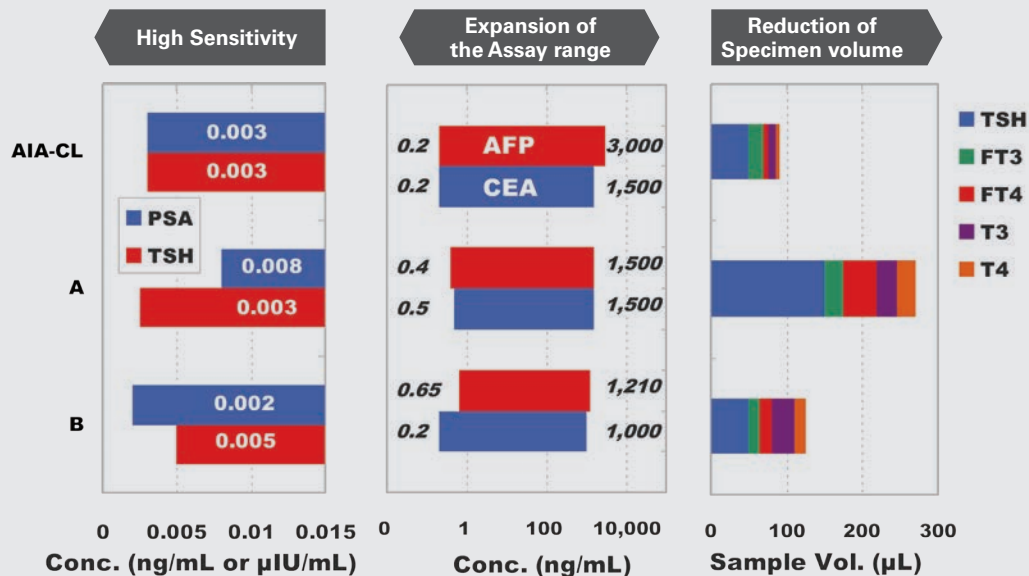


2-step Chemiluminescent Enzyme Immunoassay



The sample together with diluent is pipetted in Cell I, while diluent is pipetted in Cell II. The antigen present in the sample is bound to antibody, immobilised on the magnetic microparticles. After a first incubation the magnetic microparticles are washed to remove any unbound material. The reconstituted conjugate from Cell II is added to the microparticles in Cell I. After the second incubation, the second wash cycle is performed and DIFURAT[®] is added. DIFURAT[®] is a Tosoh developed and patented high performance chemiluminescent substrate. The first result is obtained within 15 minutes. Similar assay principles such as 1 step delay competitive test exists.

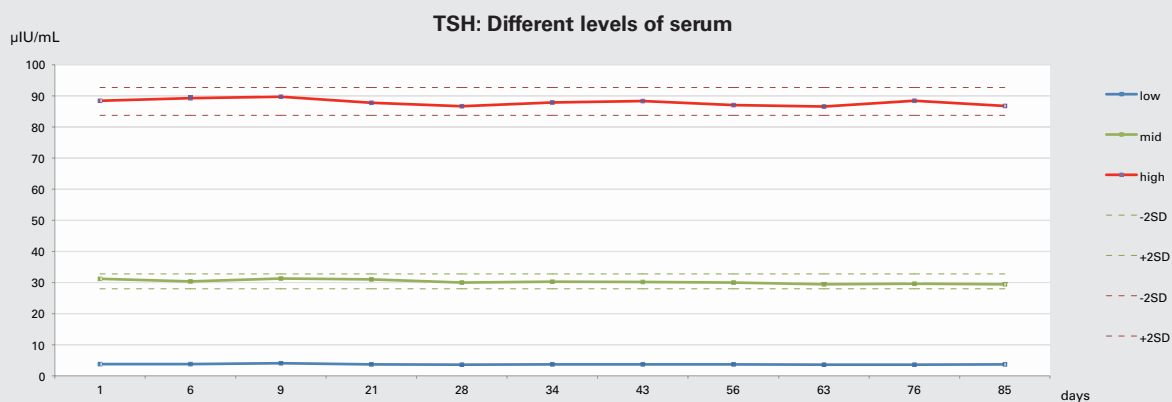
High sensitivity and precision: performance comparison



The unique Tosoh CL AIA-PACK twin cup ensures:

- A wide dynamic range
- High assay sensitivity
- Low sample volumes
- Reduced interferences in immunoassay
- Long shelf life and calibration stability

Precision test of TSH shows excellent reproducibility and accuracy



"AIA-PACK", "AIA" and "DIFURAT" are the registered trademarks of Tosoh Corporation in EU, etc.